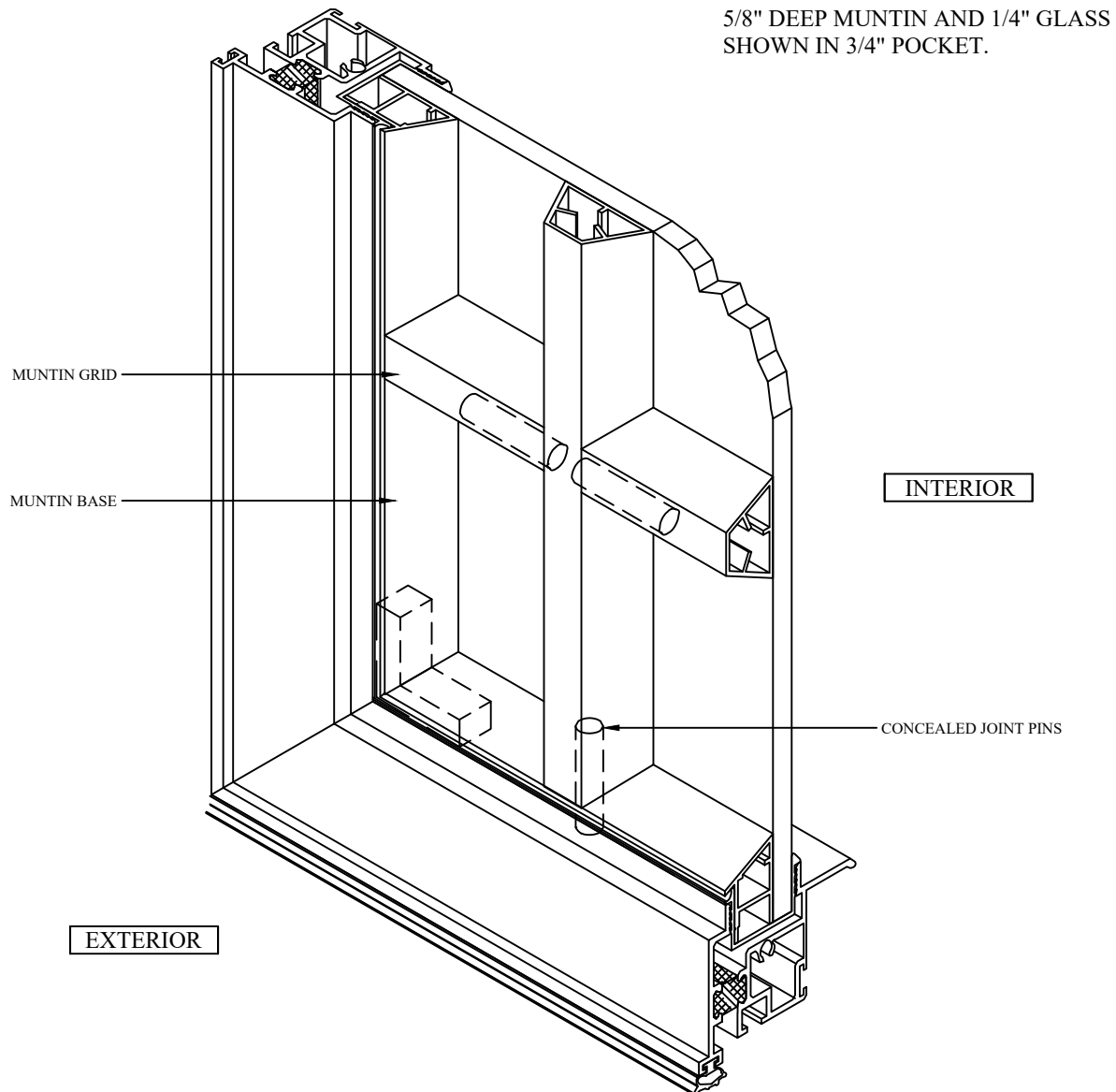


Application

TYPICAL APPLICATION - APPLIED MUNTINS, FACTORY GLAZED IN SASH.



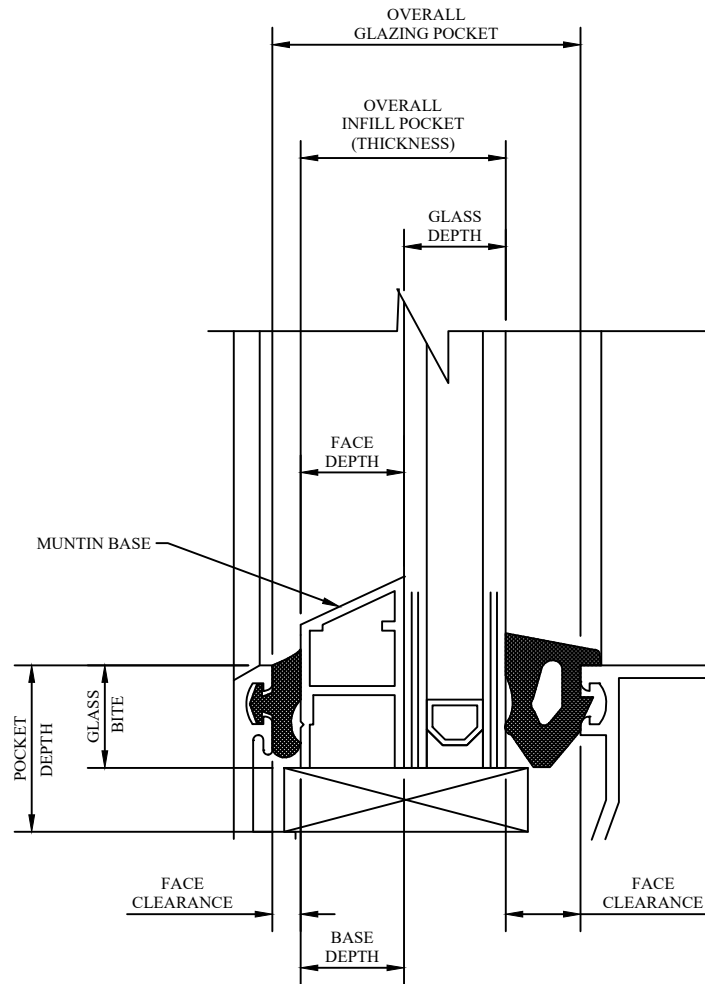
GLASS LITE CLOSEST TO THE GRID SHOULD BE TEMPERED TO RESIST
POTENTIAL THERMAL STRESS GLASS BREAKAGE.
CONSULT KAWNEER FOR RECOMMENDATIONS

RECOMMENDED MAXIMUM SASH SIZES:

11 Sq. Ft. IF 3/4" POCKET WITH MUNTIN & 1/4" MONOLITHIC GLASS.
19 Sq. Ft. IF 1" POCKET WITH MUNTIN & 1/2" INSULATING GLASS.

Terminology/Index

MUNTIN BASE TERMINOLOGY



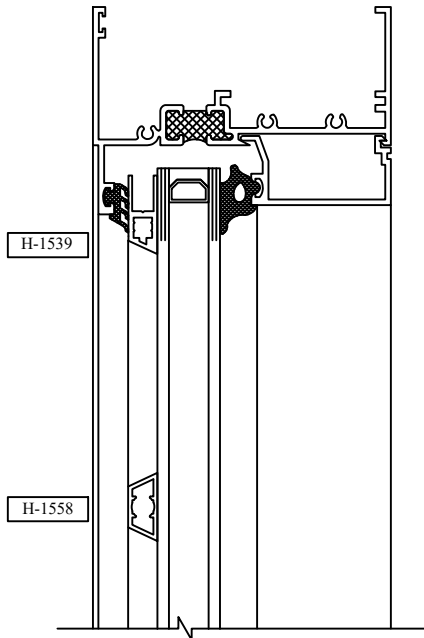
MUNTIN / MUNTIN BASE & SASH DIVIDERS INDEX

Muntin	Page
H-080	4
H-081	6
H-082	6
H-083	6
H-094	4
H-1367	5
H-1499	4
H-1525	4
H-1526	4
H-153	4
H-1532	4
H-1539	4
H-1558	5
H-1642	5
H-1683	5
H-1690	5
H-1877	5
H-1906	5
H-2330	5

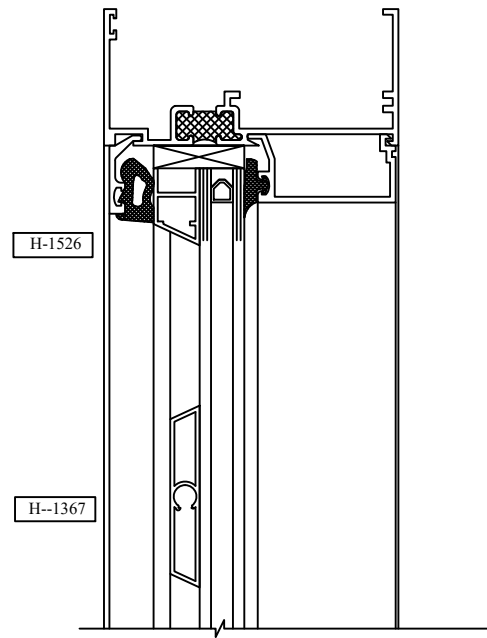
Muntin	Page
H-2331	5
H-2729	5
H-2826	5
H-2844	4
H-3051	5
H-329	5
H-340	5
H-3462	6
H-374	5
H-982	6
H-983	5
Internal grids	6
S-1618	7
S-1675	7
S-1762	7
S-549	7
S-926	7
S-929	7

Half Scale Sections

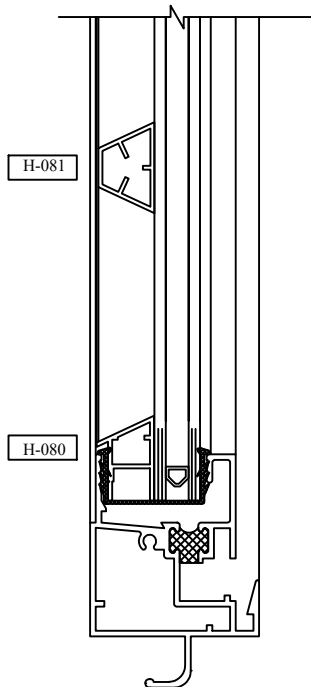
**MUNTIN BASE
APPLICATIONS**



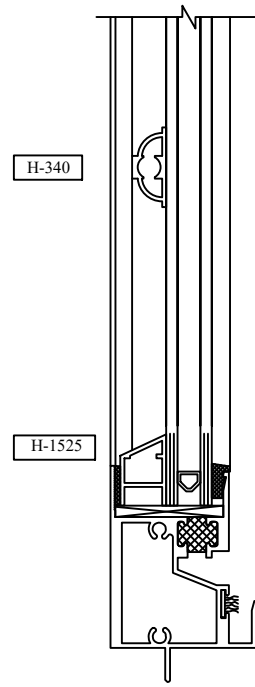
DRY GLAZING-INTERIOR SET



DRY GLAZING-EXTERIOR SET



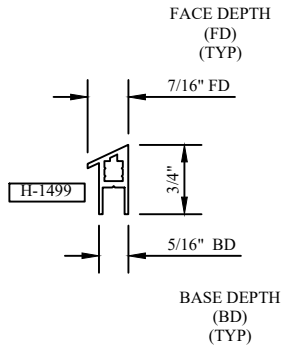
WRAP-AROUND CHANNEL GLAZING



TAPE GLAZING

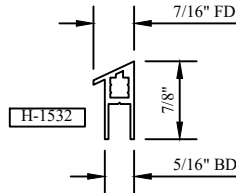
Half Scale Sections

WRAP-AROUND CHANNEL MUNTIN BASES



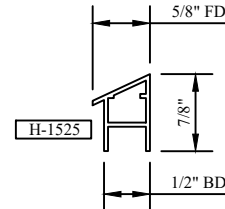
NOTE: ONLY TO BE USED
ON WRAP-AROUND CHANNEL PRODUCTS

MUNTIN BASE
H-1499



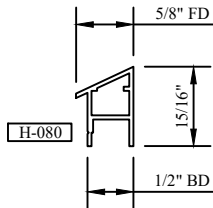
NOTE: ONLY TO BE USED
ON WRAP-AROUND CHANNEL PRODUCTS

MUNTIN BASE
H-1532



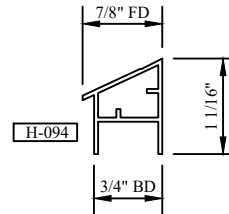
NOTE: ONLY TO BE USED
ON WRAP-AROUND CHANNEL PRODUCTS

MUNTIN BASE
H-1525



NOTE: ONLY TO BE USED
ON WRAP-AROUND CHANNEL PRODUCTS

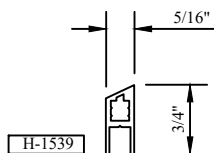
MUNTIN BASE
H-080



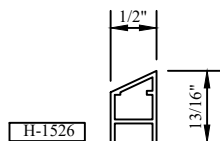
NOTE: ONLY TO BE USED
ON WRAP-AROUND CHANNEL PRODUCTS

MUNTIN BASE
H-094

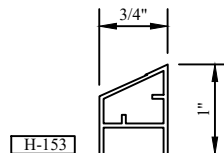
STANDARD MUNTIN BASES



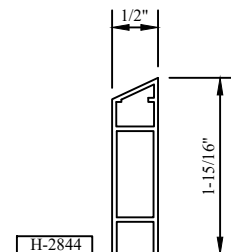
.312 MUNTIN BASE (FLUSH)
H-1539



.500 MUNTIN BASE (FLUSH)
H-1526



.750 MUNTIN BASE (FLUSH)
H-153

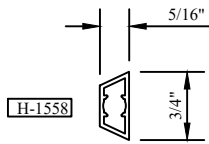


NOTE: ONLY TO BE USED
ON TR-9100 @ FIXED LITE VERTICALS

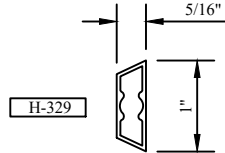
.500" MUNTIN BASE
H-2844

Half Scale Sections

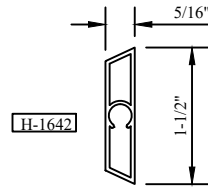
STANDARD MUNTIN GRIDS



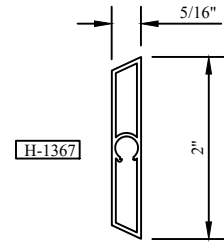
MUNTIN GRID
H-1558



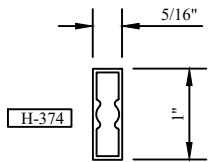
MUNTIN GRID
H-329



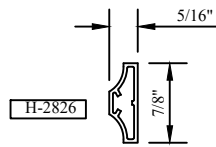
MUNTIN GRID
H-1642



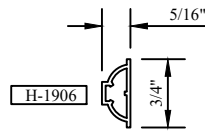
MUNTIN GRID
H-1367



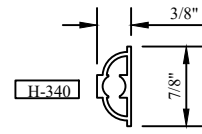
MUNTIN GRID
H-374



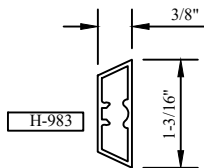
MUNTIN GRID
H-2826



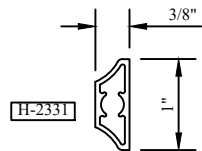
MUNTIN GRID
H-1906



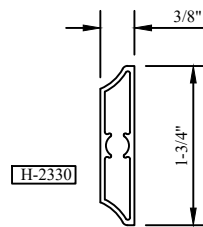
MUNTIN GRID
H-340



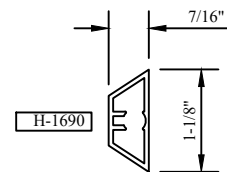
MUNTIN GRID
H-983



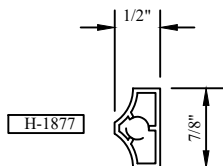
MUNTIN GRID
H-2331



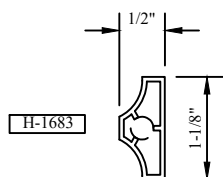
MUNTIN GRID
H-2330



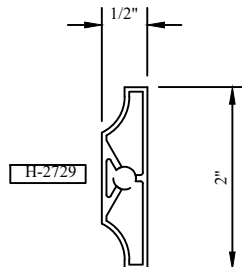
MUNTIN GRID
H-1690



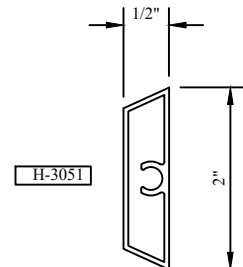
MUNTIN GRID
H-1877



MUNTIN GRID
H-1683

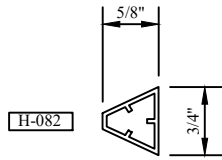


MUNTIN GRID
H-2729

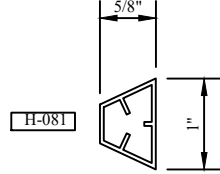


MUNTIN GRID
H-3051

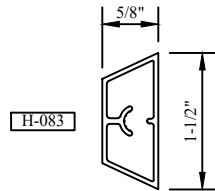
Half Scale Sections



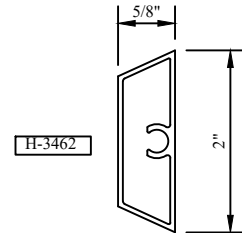
MUNTIN GRID
H-082



MUNTIN GRID
H-081



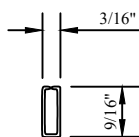
MUNTIN GRID
H-083



MUNTIN GRID
H-3462

INTERNAL MUNTIN GRIDS

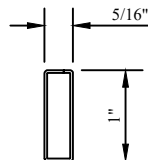
ROLL-FORMED
.019" ALUMINUM
#30-1083 (MILL FINISH)



BETWEEN GLASS
MUNTIN FOR 1/2" AIR SPACE

STANDARD COLONIAL MUNTIN

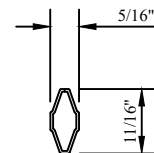
ROLL-FORMED
.019" ALUMINUM
#30-1111 (MILL FINISH)



BETWEEN GLASS
MUNTIN FOR 3/4" AIR SPACE

1" COLONIAL MUNTIN

ROLL-FORMED
.019" ALUMINUM
#30-1112 (MILL FINISH)



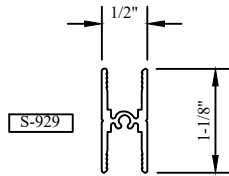
BETWEEN GLASS
MUNTIN FOR 3/4" AIR SPACE

PROFILE COLONIAL MUNTIN

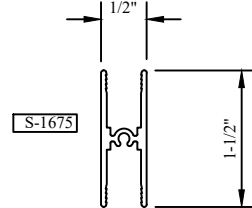
Half Scale Sections

SASH DIVIDERS

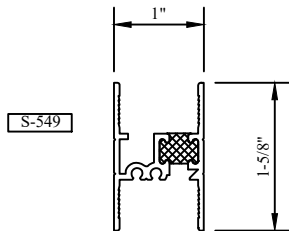
USED ONLY IN WRAP-AROUND CHANNEL GLAZED PRODUCTS



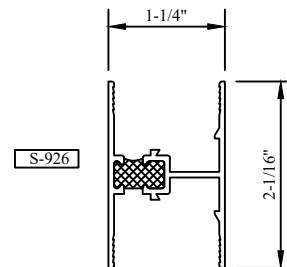
SASH DIVIDER FOR 1/4" GLASS
S-929



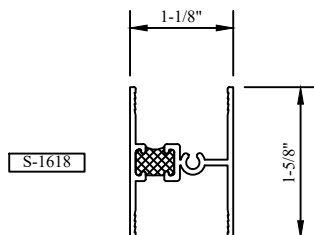
SASH DIVIDER FOR 1/4" GLASS
S-1675



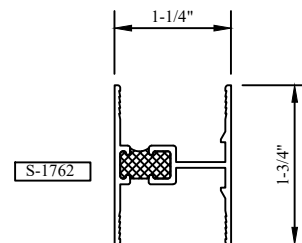
SASH DIVIDER FOR 3/4" GLASS
S-549



SASH DIVIDER FOR 1" GLASS
S-926



SASH DIVIDER FOR 7/8" GLASS
S-1618



SASH DIVIDER FOR 1" GLASS
S-1762

Combinations 1 of 3

STANDARD MUNTIN BASE / GLASS COMBINATIONS
BY PRODUCT TYPE

PRODUCT	OVERALL INFILL POCKET	MUNTIN BASE	GLASS DEPTH
TR-700	1"	H-153	* 1/8"
TR-2000			
TR-3000		H-153	* 3/16"
TR-7100		H-153	1/4"
		H-1526	1/2"
		H-1539	11/16"
	1 1/2"	H-1526	1"
TR-3000	2"	H-1526	1 1/2"
TR-7100			
TR-9400	1"	H-153	1/4"
TR-9500		H-1526	1/2"
		H-1539	11/16"
TR-6300	1"	H-153	* 1/8"
TR-6800			
TR-400		H-153	* 3/16"
		H-153	1/4"
		H-1526	1/2"
		H-1539	11/16"
TR-9100	1"	H-1526	1/2"
		H-1526 **H-2844	1/2"

* NOTE: INTERIOR GLAZING GASKET CHANGES.
** NOTE: ONLY TO BE USED @ VERTICALS OF FIXED LITE

Combinations 2 of 3

WRAP-AROUND CHANNEL MUNTIN BASE / GLASS COMBINATIONS
BY PRODUCT TYPE

PRODUCT	OVERALL INFILL POCKET	MUNTIN BASE	GLASS DEPTH
TR-5000 TR-5020	3/4"	H-1525	1/4"
		H-1499	7/16"
TR-6000	3/4"	H-080	1/4"
		H-1532	7/16"
TR-5700	7/8"	H-094	1/8"
		H-1532	9/16"
TR-9000	1"	H-094	1/4"
		H-080	1/2"
		H-1532	11/16"

STANDARD MUNTIN BASE / MUNTIN GRID COMBINATIONS

MUNTIN GRID

MUNTIN GRID DEPTH			5/16"								3/8"	7/16"	1/2"	5/8"				
MUNTIN BASE DEPTH		MUNTIN BASES		H-1558	H-329	H-1367	H-374	H-982	H-1906	H-1642	H-340	H-983	H-1690	H-1877	H-1683	H-082	H-081	H-083
BD	FD			X	X	X	X	X	X	X	N/A	N/A	N/A	N/A	N/A	N/A	N/A	N/A
5/16"	5/16"	H-1539			X	X	X	X	X	X	X	N/A	N/A	N/A	N/A	N/A	N/A	N/A
1/2"	1/2"	H-1526			X	X	X	X	X	X	X	X	X	N/A	N/A	N/A	N/A	N/A
3/4"	3/4"	H-153			X	X	X	X	X	X	X	X	X	X	X	X	X	X

(N/A) COMBINATIONS NOT APPLICABLE

(BD) BASE DEPTH

(FD) FACE DEPTH

WRAP-AROUND CHANNEL MUNTIN BASES / MUNTIN GRID COMBINATIONS

MUNTIN GRID

MUNTIN GRID DEPTH			5/16"							3/8"	7/16"	1/2"	5/8"					
MUNTIN BASE DEPTH		MUNTIN BASES	H-1558	H-329	H-1367	H-374	H-982	H-1906	H-1642	H-340	H-983	H-1690	H-1877	H-1683	H-082	H-081	H-083	
BD	FD																	
5/16"	7/16"	H-1499		X	X	X	X	X	X	X	X	X	X	N/A	N/A	N/A	N/A	N/A
		H-1532		X	X	X	X	X	X	X	X	X	X	N/A	N/A	N/A	N/A	N/A
1/2"	5/8"	H-1525		X	X	X	X	X	X	X	X	X	X	X	X	X	X	X
		H-080		X	X	X	X	X	X	X	X	X	X	X	X	X	X	X
3/4"	7/8"	H-094		X	X	X	X	X	X	X	X	X	X	X	X	X	X	X

(N/A) COMBINATIONS NOT APPLICABLE

(BD) BASE DEPTH

(FD) FACE DEPTH